



2023-2024

CROWLEY INDEPENDENT SCHOOL DISTRICT



Richard J. Allie Middle School Quality Report

Comprehensive Accountability System

Metrics that Matter to our Community

DISTRICT-ASSIGNED SCHOOL QUALITY RATING

2023-2024 ACADEMICS

8TH GRADE ALGEBRA I

Approaches	Meets	Masters
87%	58%	28%

8TH GRADE MATH (Board Goal) ★

Approaches	Meets	Masters
78%	43%	9%

8TH GRADE READING

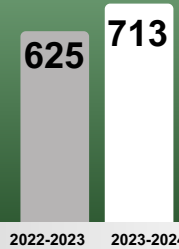
Approaches	Meets	Masters
84%	60%	29%

TEA Rating: TBD
Baseline Year 2023

Student ENROLLMENT




Pre-AP Enrollment

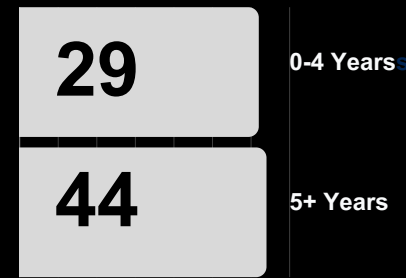


TEACHER Information 5

Teacher-to-Student Ratio



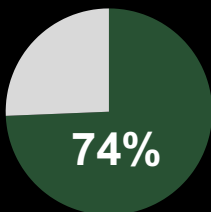
Teacher Tenure



73 TEACHERS ON CAMPUS


Positive Student BEHAVIOR 3

★ (Board Goal)
% of students with no OSS



Student DISCIPLINE

Discipline Incidents



● In-school suspension ● Out-of-school suspension

STUDENT SUPPORTS 4

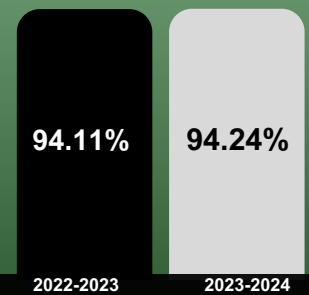
SOCIAL EMOTIONAL LEARNING SUPPORTS

Counselors	✓
SEL Specialists	✓
Interventionists	✓

AFTER SCHOOL PROGRAMS

21st Century	
Tutorials	✓

Attendance PERCENTAGE 5



Parent and Student ENGAGEMENT OPPORTUNITIES

PARENT INVOLVEMENT 2

• PTA

STUDENT CLUBS 5

- Fine Arts
- Leadership
- Junior Cadet Corp
- Intramural Sports
- Junior National Honor Society
- Sports
- Cheer
- UIL
- Student Council

Campus COMMUNICATION



SOCIAL MEDIA



TEXTS/CALLS



SKYWARD GRADES



NEWSLETTERS

SCHOOL ENVIRONMENT



2023-2024

CROWLEY INDEPENDENT SCHOOL DISTRICT



Richard J. Allie Middle School Quality Report

Comprehensive Accountability System



Crowley ISD School Board

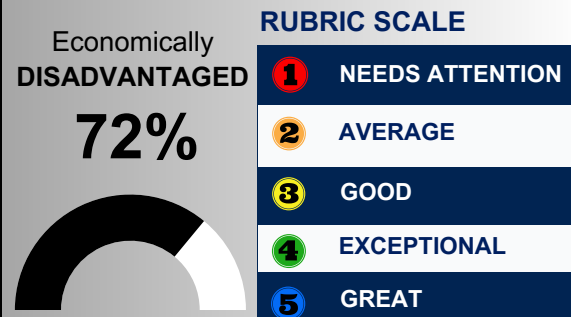
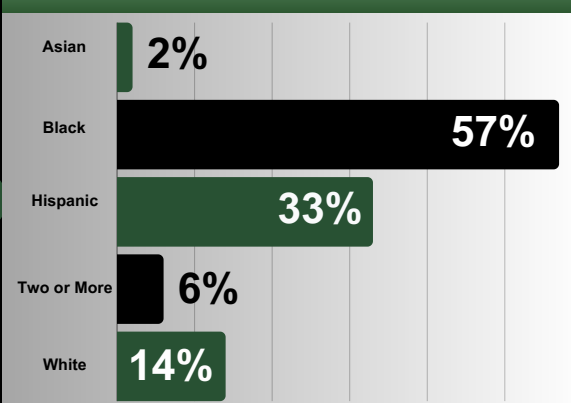
Our aspiration in Crowley ISD is to ensure that all students have access to a GREAT SCHOOL and are provided excellent educational experiences so that they achieve their full potential. When our students graduate from Crowley ISD, they will leave with more than a diploma. They will leave with choices and opportunities. We designed this School Quality Report (SQR) to highlight metrics that matter and to share with our community the areas of progress, the areas of opportunity, and the comprehensive quality of each school in Crowley ISD. This SQR is our effort to increase transparency by synthesizing the quantitative metrics with qualitative parent voices to provide a complete assessment of school quality.

“ I love the students and staff here at RAMS. I brought my daughter here because this is the school she was zoned to and I had heard great things about it. They have great programs. Their athletic department is amazing. Here at Richard it's like family. Things are organized and I love RAMS.
Mrs. B, Richard J. Allie Parent ”

“ Here at RAMS we have a strong sense of community and I can attest that every single teacher is here for the kids and works in their best interest.
Elizabeth, Richard J. Allie Teacher ”

“ This school is really big. They have good equipment for athletics. The teachers and students are excellent. I feel safe and comfortable here. I connect with everyone and they are respectful. We all understand each other.
Diago, Richard J. Allie Student ”

CAMPUS DEMOGRAPHICS



Visit <http://crowleyisdtx.org> for more details regarding our rubric.



GRADED ON 2023-2024 DATA

CROWLEY INDEPENDENT SCHOOL DISTRICT

Crowley ISD Quality Report

Comprehensive Accountability System Rubric

Metrics that Matter to our Community

RUBRIC SCALE

- 1** NEEDS ATTENTION
- 2** AVERAGE
- 3** GOOD
- 4** EXCEPTIONAL
- 5** GREAT

FINANCE FUND BALANCE

- 1** Less than 9%
- 2** 10-14%
- 3** 14-17%
- 4** 18-19%
- 5** 20%

GRADUATION RATE

- 1** 89% or less
- 2** 89-90%
- 3** 90-92%
- 4** 93-94%
- 5** 95% or greater

DISTRICT-ASSIGNED SCHOOL QUALITY RATING

- 1** F
- 2** D
- 3** C
- 4** B
- 5** A

TEACHER INFORMATION

Total # of 5 plus year teachers divided by the total # of teachers to get the percentage

- 1** 10-19%
- 2** 20-38%
- 3** 39-48%
- 4** 49-59%
- 5** 60% or greater

College, Career and Military Readiness (CCMR)

- 1** 60-70%
- 2** 71-80%
- 3** 81-90%
- 4** 91-94%
- 5** 95% or greater

SCHOOL ENVIRONMENT

POSITIVE STUDENT BEHAVIOR

ELEMENTARY

- 1** 85 or less
- 2** 86-89
- 3** 90-91
- 4** 92-94
- 5** 95 or greater

SECONDARY

- 1** 69%
- 2** 70-73%
- 3** 74-84%
- 4** 85-91%
- 5** 92% or greater

STUDENT SUPPORTS

ELEMENTARY

- 1** 1 out of 6
- 2** 2 out of 6
- 3** 3 out of 6
- 4** 4 out of 6
- 5** 5 out of 6

SECONDARY

- 1** 2 or less
- 3** 3 out of 6
- 5** 4 out of 5

ATTENDANCE PERCENTAGE

ELEMENTARY

- 1** 85% or less
- 2** 86-89%
- 3** 90-92%
- 4** 93-94%
- 5** 95% or greater

SECONDARY

- 1** 69%
- 2** 70-73%
- 3** 74-84%
- 4** 85-91%
- 5** 92% or greater

PARENT AND STUDENT ENGAGEMENT OPPORTUNITIES

Parent Involvement

- 1** 0 **5** 2 or more
- 2** 1

Student Clubs

- 1** 0 **5** 5 or more
- 2** 1 **3** 3-4

REFER TO SECONDARY RATINGS FOR DISTRICT

Visit <http://crowleyisdtx.org> for more details

